



BORA

Magazine

02 | 2022



PERFORMANCE IN THE KITCHEN

Pioneering All BORA product innovations at a glance

Inspirational A dreamlike architect's house in Mallorca



Innovation, quality and design meet pleasurable cooking experiences: this is what Willi Bruckbauer, developer and founder of BORA, is promising with the latest new products.

The revolution continues!

BORA is famous for questioning the status quo. I started doing this with regard to kitchen design 25 years ago when working as a joiner, as I wanted to help my customers create their dream kitchens and, above all, stunning living spaces. At the time, I developed an alternative to the aesthetically dubious extractor hood – and the popularity of this has constantly grown over the years. Today, our customers can choose their favourite designs or functions from a broad range of BORA cooktop extractor systems in an array of sizes and with different combinations of gas, electric and grill cooktops, all tailored to their lifestyle and cooking preferences. What they are all guaranteed to choose is an original product. From BORA.

We have always questioned the norm in everything we do. Looking at kitchens and all of their components from unusual perspectives, questioning the way things work and not accepting the seemingly given are all inherent parts of our company DNA. And we don't do this as an end in itself, but always under consideration of our customers' wishes.

In doing so, wonderful and exciting ideas are born, many of which are later discarded, some of which are developed further and a precious few of which start to shine brightly.

Incidentally, with regard to the cooktop extractor systems, our Pure family has gained another new member. We specially designed the BORA S Pure for all kitchens where space is of the essence. Thanks to an ingenious idea from our engineers, our latest cooktop with integrated extractor has been designed with highly desirable dimensions. We'd love to show you more.

Visit our retail partners to experience the excitement of our BORA originals for yourself!



Willi Bruckbauer



Check out the joys of cooking with others in our video – and experience them live at home.



German Start-Up Award.



26

BORA product world

- BORA S PURE**
Compact, versatile and modern. The minimalistic design is eye-catching in any kitchen.

6
- BORA PROFESSIONAL 3.0**
Perfect design meets intuitive operation and optimum convenience.

16
- BORA CLASSIC 2.0**
No compromises required. The cooktop extractor system adapts to your needs.

22
- BORA X PURE**
The BORA X Pure system is setting new standards: cooking has never been so simple.

28
- BORA PURE**
A thoroughly impressive design highlight – and the centrepiece of your kitchen.

34



10



22

BORA system

| | |
|--|----|
| THE BORA PRINCIPLE | 12 |
| Innovation not imitation. We develop new ideas that improve lives. | |
| BORA SYSTEM | 14 |
| With elements that can be used universally, the BORA system offers optimum performance down to the finest details. | |
| BORA ADVANTAGES | 40 |
| More room for living: innovative ideas that will benefit your kitchen. | |
| BORA CUSTOMER CARE | 42 |
| We answer our customers' most frequently asked questions. | |

46



54



BORA experience

| | |
|--|----|
| OUT WITH THE OLD, IN WITH THE NEW | 46 |
| A young family invites you into their newly renovated home, a former chocolate factory near Antwerp. | |
| TRADITION MEETS MODERNITY | 52 |
| Architect Jochen Lendle has built a dream finca with panoramic views on the island of Mallorca. | |
| ABOVE THE CLOUDS | 56 |
| What are professional cyclists from the BORA - hansgrohe team doing in mid-air? The 'making of' a fun and somewhat different plane ride. | |
| EDITORIAL | 2 |
| BORA WARRANTY | 60 |
| IMPRINT | 60 |

BORA S Pure

A surprising number of options.

New for
2022






With its compact width, the BORA S Pure system is the perfect fit for kitchens of all sizes. What's more, the spacious base unit offers plenty of space to store cooking utensils.



BORA S Pure

The ingenious space-saving solution for the kitchen.



With its extraordinary modern appearance, the BORA S Pure refines the look of even the smallest of kitchens. The asymmetric position of the extractor opening is particularly eye-catching, as too is the discreetly designed operating panel. This is practically invisible in standby mode and scaled down to the essentials during operation through the use of intelligent lighting. In line with the motto of 'form follows function', the BORA S Pure integrates harmoniously into modern kitchen designs thanks to the extractor and cooktop's completely flush, purist design.

New opportunities for kitchen design

The outstanding advantage of the BORA S Pure system is that thanks to its ultra-compact width of 60 cm it can be seamlessly installed in

standard kitchen units. This opens up a whole new range of kitchen design options. The low installation height of just 199 mm and the integrated recirculation filter unit guarantee maximum storage space for pots, pans and other kitchen utensils in the base unit – without having to shorten drawers.

Room for large pots and pans

The completely redesigned cooktop uses sophisticated technology to offer top performance. Two of the four induction coils have been specially developed for the system, enabling optimum use of the entire cooktop surface. The unique asymmetric position of the extractor opening makes it possible to cook on four cooking zones of different sizes. Even large pots and pans can be used without issue.

Above: The air inlet nozzle comes in black as standard, but anyone looking to tailor their BORA S Pure to their kitchen design can choose from seven other colours ranging from sunshine yellow to light grey.



This video demonstrates that the BORA S Pure fits in even the smallest of kitchens.



With its quiet fan, the extractor is barely audible even on high power. This is made possible by the optimum airflow. As a result, there are no distractions when cooking and no interruptions when entertaining. The BORA S Pure supports the kitchen in its modern-day role as the heart of your home.

Simple touch slider operation

One of the core qualities of BORA products is their intuitive operation. The unique vertical touch slider is operated with a gentle tap or swipe. All key operating functions can be effortlessly accessed in just a few touches. The integrated extractor on the BORA S Pure cooktop fully draws away vapours and odours while cooking from the precise point where they are created.

Below: The BORA S Pure is operated using a vertical touch slider. All functions can be easily controlled with a gentle tap or swipe.

Right: The BORA S Pure filter can be easily removed for cleaning or replacement via the air inlet opening.





If the automatic extractor function is switched on, the power automatically adjusts to the current cooktop usage. There is no need for manual intervention, so you can fully focus on cooking. And if you spill anything while doing so, the integrated tray safely catches both solids and liquids.

Easy filter changes

In recirculation mode, any cooking odours are neutralised by a highly efficient activated charcoal filter. To make it easier to change the filter, it can be replaced from above through the air inlet opening using the eSwap feature – without having to remove any drawers or plinths.

Cleaning is easy too as the large, easily accessible extractor opening enables the removal of all BORA S Pure parts that come into contact with cooking vapours. What's more, these take up little space in a dishwasher, so cleaning a cooktop extractor couldn't be any easier!

A system brimming with possibilities

All of the functions of the attractive and sophisticated system are perfectly and precisely aligned. The BORA S Pure impresses with unparalleled performance, a perfect layout and a surprising number of options. It will change the way you feel about your kitchen forever.



bora.com/s-pure



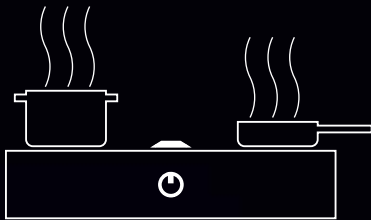
reddot winner 2022



BORA principle

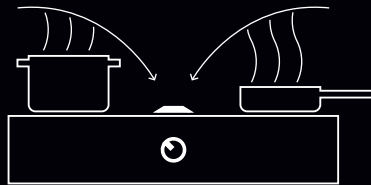
The BORA principle –
physics can be so ingenious.





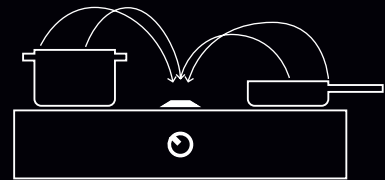
1

Cooking vapours rise at a maximum speed of one metre per second.



2

The BORA cooktop extractor generates a cross flow which is greater than the speed at which the cooking vapours rise.



3

This enables cooking vapours to be extracted where they arise: straight from the pot, pan or grill on the cooktop.



Exhaust air or recirculation?

The innovative cooktop extractor systems remove odours as soon as they arise, ensuring a kitchen full of fresh air.

The excellent insulating properties of the BORA wall sleeve guarantee a pleasant indoor climate without heat loss.

BORA Ecotube duct system with improved aerodynamics for greater efficiency and peace and quiet while cooking.

Compact BORA shallow silencer for quieter cooking.

Quiet, energy-efficient BORA plinth fan.



Exhaust system

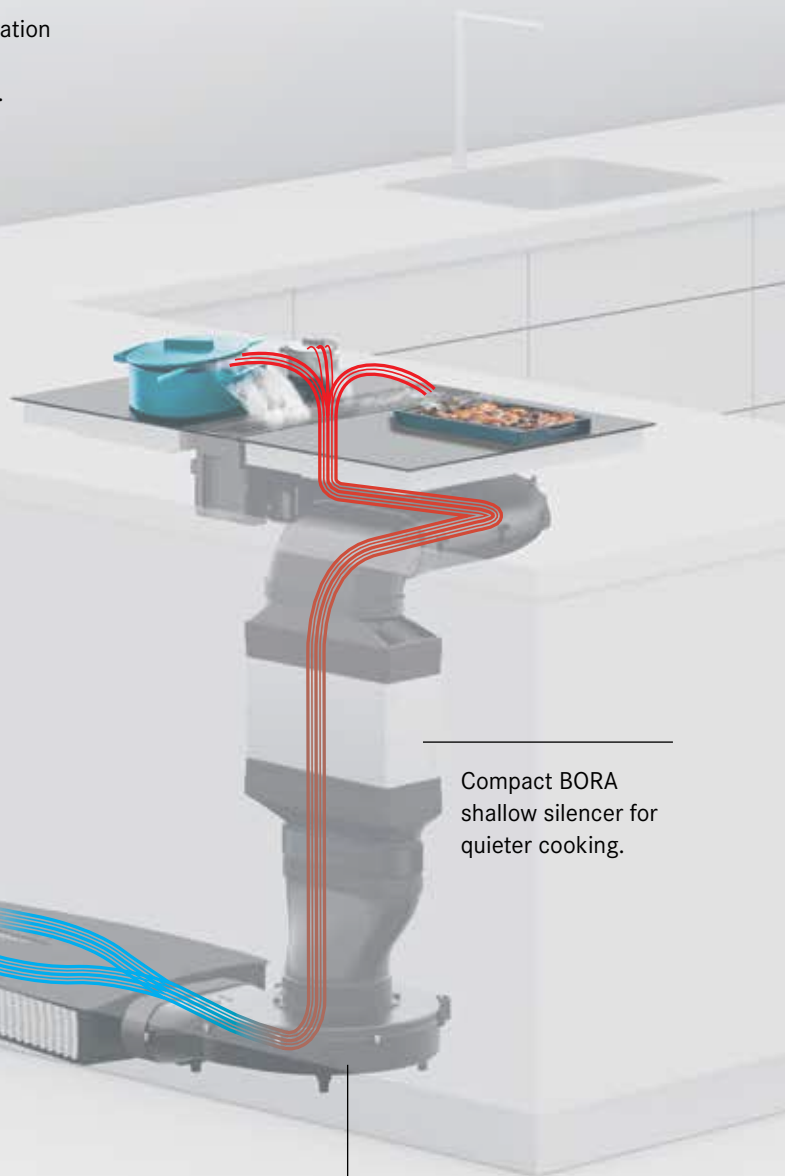
With the BORA exhaust system, the fan channels cooking vapours straight outside through the BORA Ecotube duct system and the BORA 3box wall sleeve. This removes all vapours and odours from the cooking area. As, unlike conventional extractor hoods, all BORA systems use intelligent flow technology rather than a high flow volume, less warm inside air is expelled from the house, thereby saving energy.

Exhaust air installation example: BORA Classic 2.0 - CKAZ
(same principle for all BORA systems)



Recirculation system

The BORA recirculation system is the alternative solution to exhaust-air variants. The fan feeds the cooking vapours into the specially developed recirculation filters, which effectively eliminate odours from the kitchen exhaust air. As such, the BORA recirculation system keeps the kitchen full of fresh air. Thanks to the recirculation systems keeping the warm air in the house, they are ideal for passive houses as well as low and nearly zero-energy buildings.



Compact BORA shallow silencer for quieter cooking.

The BORA air cleaning box effectively neutralises unpleasant odours, ensuring a kitchen full of fresh air.

Quiet, energy-efficient BORA plinth fan.

Recirculation installation example: BORA Classic 2.0 - CKA2 (same principle for all BORA systems)

Check out our video to see how our systems work.





BORA Professional 3.0

Revolution evolved.

New for
2022



7

8

9



BORA Professional 3.0 – optimised design, intuitive controls, maximum effectiveness and outstanding convenience.

The innovative system BORA Professional 3.0 combines pioneering aesthetics with maximum efficiency and optimum ease of use. The optimised design with control knobs on the front edge of the worktop is visually striking. Accomplished design language meets the highest standards with regard to materials and technology. The visual highlights include not only the centrally positioned cooktop extractor but also the newly designed control knobs with black glass fronts, which look elegantly minimalistic when switched off. White, rectilinear LED displays round off the modern, avant-garde look. The optimisation of the removable stainless steel ring and display

area not only visually enhances the knob but also makes the touch surface larger and easier to use. The cooktop system's high-end nature is emphasised by the perfected ease of use: the lack of zero mark enables the cooktop to be intuitively operated by simply turning the knob. A turn to the right increases the performance until reaching the power setting. A turn to the left reduces it to 0. Even if turned too far to the left, the power remains at 0 and the cooking zone remains off. Intelligent software: a separate menu also prevents features like the timer and automatic heat-up function from being accidentally activated while cooking.

Right: With the ability to mix and match Tepan, gas and wok cooktops, the modular BORA Professional 3.0 system adapts to your design requirements and cooking preferences. Combine different cooktops or even two identical ones.



Simple, convenient and intuitive

The decades of experience of the market leader for cooktop extractor systems shine through in every last detail of the ingenious control options. The combination of classic knobs and a touch-sensitive surface with a high-definition LED display enables the system to be simply and precisely controlled. All functions are conveniently and intuitively activated by turning the knobs or tapping the touch surface. The principle of optimised simplicity also applies to the central control elements such as the child lock or pause function. These can be quickly and efficiently activated and deactivated for the entire system using the extractor's middle control knob.

The system has been thoroughly perfected to intelligently detect the selected heat setting and automatically adjust the extractor's intensity.

Left: BORA impresses with brand-new options for kitchens that raise the bar for new, modern interior design.



Right: The combination of a classic knob and a black glass surface with a clear LED display enables perfect control.

Sockets can be added to all BORA cooktops



Shared cooking experiences

The extractor power level automatically adjusts to the cooktop usage. No manual adjustment is required, so you can focus all of your attention on your cooking. The automatic cover flap opens and closes when the extractor is used, whereby integrated sensor technology prevents it from trapping children's fingers or other items. When switched off, the elegant system is fully closed. Thanks to the optimum airflow and the use of a quiet fan, the acoustically astounding extractor is barely audible even at high power levels. This provides the ideal conditions for getting together with friends and family in the kitchen and enjoying cooking.

Mix and match

The modular system by BORA offers a wide range of cooktops from surface induction to gas, wok or the Tepan stainless steel grill, all of which can be freely combined with the extraction system. Even combinations of one, two or more cooktops are possible. A second extractor is recommended when using more than two cooktops. The extra-deep 54 cm cooktops are revolutionary and provide more room for cooking. This means that two large pans can be easily placed one behind the other. The particularly large surface induction cooking zones enable you to fully and evenly heat up even very large pans or roasters.

Right: Thanks to the quiet fan, the extractor remains barely audible even at high power levels. There are no distractions when cooking and no interruptions when entertaining.

Bottom left: Simple cleaning: the stainless steel grease filter, drip tray and cover flap can be easily cleaned in a dishwasher.

Bottom right: the All Black edition of BORA Professional 3.0. The extractor system and control knobs are fully coated in a matt-black finish in a complex procedure.



Highest material and technology standards

The Tepan stainless steel grill stands out thanks to its top performance, two large grilling zones and unique, precise temperature control. The required temperature can be set directly and is accurately displayed and maintained. Rapid heating to 250°C in under five minutes saves time and energy.

The system is also quick and easy to clean. All parts that come into contact with cooking vapours can be easily removed through the wide and easily accessible air inlet opening and cleaned in a dishwasher, where they take up very little space. Perfect design meets the highest technical standards: BORA Professional 3.0 is a sophisticated system that brings the extractor into a new dimension in terms of appearance, functionality and convenience – the ultimate solution for any kitchen.



bora.com/professional



reddot winner 2021



BORA Classic 2.0

Unlimited freedom.





No compromises, no bounds.
 BORA Classic 2.0 stands for
 unlimited freedom in your kitchen.



Maximum individuality for a unique cooking experience at home. This was the guiding principle behind the development of the BORA Classic 2.0. The result is a cooktop extractor system that has been well thought out down to the very last detail. The innovative sControl+ operating panel with a smooth hollow enables precise and intuitive operation. All functions are quite literally at your fingertips: with a simple swipe or tap.

Modular system for greater enjoyment when cooking

The operating panel's central position on the

extractor preserves maximum space on the cooktops. For example, with two induction cooktops there is room for four large pans measuring up to 24 centimetres. Oversized surface induction cooking zones make it possible to fully and evenly heat up even very large pans or roasters. You can mix and match the cooktops and extractor systems in line with your precise cooking needs. This means that you can combine one, two or even more cooktops. When using more than three cooktops, a second extractor is recommended.

Above: The number and type of cooktops can be easily tailored to your personal cooking preferences.

Right: The particularly large cooking zones enable you to evenly heat up even very large pots or roasters.



Precise temperature control

A heating circuit with an on/off function is located between the cooking zones to make the HiLight roaster cooktop incredibly flexible by allowing two cooking zones to be linked to form a single XXL roaster zone. And if you opt for the Tepan stainless steel grill (pictured far left), you only need to wait five minutes for the appliance to heat up to a precise 250°C for a perfect grilling experience. But that’s not all: the newly developed, high-performance gas cooktop makes cooking with gas extremely enjoyable too.

Left: BORA Classic 2.0 uses a modern fan. This makes the extractor nice and quiet – even on high power.



The art of cooking meets sophisticated technology

It goes without saying that the pièce de résistance of the BORA Classic 2.0 is the BORA cooktop extractor, which has been even further refined and improved. Thanks to the automatic extractor control, which adjusts to the current cooktop usage, manual adjustment is still possible at any time but no longer a must. This leaves your hands free to stir and flip your culinary creations, which are always clearly visible rather than hidden under a cloud of rising steam. With a modern fan and optimum airflow, the cooktop extractor in the BORA Classic 2.0 is so quiet that it won't disturb your conversations.

Minimalist design

BORA has always been synonymous with innovative product design. As such, special attention was naturally paid to BORA Classic 2.0's appearance. The puristic, minimalist look blends in perfectly with your kitchen design and doesn't distract from the main players in the kitchen, i.e. the pots, pans and you. BORA Classic 2.0 can be surface-mounted or – for a more streamlined effect – flush-mounted in any kind of worktop with the aid of a special inlay frame. The perfect lines allow discreet and smart integration into any modern kitchen. The operating unit is practically invisible in standby mode and scaled down to the essentials during operation through the use of intelligent lighting.



In addition to induction and radiant cooktops, BORA Classic 2.0 is also available with a Tepan stainless steel grill or a gas glass ceramic cooktop.





Left: Whether an individual cooktop for a single occupant or three or more cooktops for a large family, the elements surrounding the BORA Classic 2.0 extractor can be tailored to specific needs. When using more than two cooktops, a second extractor is recommended.



Quick and simple cleaning

Cleaning the cooktop surface is extremely easy as the join-free design and avoidance of unnecessary edges prevent dirt from gathering. If anything is spilt while cooking, the integrated drip tray safely catches both solids and liquids. When cleaning the cooktop you can also simply activate the cleaning lock. This locks the operating panel for ten seconds, preventing accidental changes to your settings. Another practical feature is that once you've finished cooking, you can simply remove and clean the parts that have been in contact with cooking vapours. All of these are dishwasher-safe. In summary, the BORA Classic 2.0 modular system is intuitive, innovative and inspirational.



bora.com/classic



BORA X Pure

Pure perfection.





The BORA X Pure system is setting new standards. Maximum functionality with a distinctive design.





Above: Despite its outstanding performance, the extractor is extremely quiet and allows conversations by the stove.

Left: Thanks to the surface induction design with pan-size recognition, pots, pans and roasters can be positioned with great flexibility.

The BORA X Pure impresses with qualities that once again exceed those of all previous high-end BORA solutions. The defining features include the extra-wide cooktop (830 mm) and the striking air inlet nozzle, which makes an impressive visual style statement and already has a broad fan base. As is standard with BORA products, the surface induction cooktop enables maximum flexibility when positioning cookware. This releases users from design-related limitations when cooking. Oversized surface induction cooking zones make it possible to fully and evenly heat up even very large pans or roasters.

Extremely low volume

The kitchen is the place where family and friends meet, chat, have fun and cook together. This makes the low volume of BORA X Pure all the more delightful. Even on high power levels, conversations can still be easily held right by the



cooktop without any interference thanks to the BORA engineers' use of an optimum airflow and a quiet fan. Furthermore, in recirculation mode, any odours are neutralised by a highly efficient activated charcoal filter. Even those who spend a fair deal of time near the stove won't start smelling of the food.

And if it ever takes a while for all of your friends to sit down at the table, you can easily stop your meals from going cold with three heat retention levels, which maintain a constant temperature to prevent you from annoyingly burning any food.

Cooking has never been so simple

One of the most defining and enjoyable features of BORA is the intuitive sControl operating panel. BORA X Pure also uses this sophisticated and elegantly flush-integrated operating concept. The unique vertical slider makes the operating panel easy to use with an organic swipe or a direct tap. All key functions are at your fingertips. The operating panel is practically invisible in standby

mode and scaled down to the essentials during operation through the use of intelligent lighting.


Simple cleaning and filter changes

In addition to its many practical features, BORA X Pure also offers an impressively pioneering and attractive design. The cooktop and extractor are completely flush-integrated and the perfect lines allow them to blend discreetly and elegantly into any modern kitchen design. Unlike other models, BORA X Pure guarantees maximum storage space even with kitchen units with a depth of 60 centimetres thanks to the integrated recirculation filter unit. All parts that come into contact with cooking vapours can be easily removed through the round and easily accessible air inlet opening and simply cleaned in the dishwasher, where they take up very little space. The unique eSwap system also enables user-friendly filter changes from above through the air inlet opening, i.e. without having to remove any drawers or plinths.

Above: The visual highlight of the extra-wide cooktop (830 mm) is the striking high-tech air inlet nozzle.

Top right: The system is not only visually appealing, but also intuitive to use.

Bottom right: The appliance height of less than 200 mm leaves plenty of storage space in the base unit for kitchen utensils and the like.



bora.com/x-pure



reddot winner 2020







BORA Pure

A class of its own.



Left: Available in seven colours, the air inlet nozzles add a personal touch to any kitchen and can be easily interchanged. All coloured air inlet nozzles can be found on page 9.

Below: The centrally positioned sControl operating panel is highly intuitive, literally placing all functions at the user's fingertips.



BORA Pure – a trademark of your kitchen.

The name says it all. BORA Pure stands for puristic, simple, minimalist design. A true design highlight, it will blend in perfectly with your kitchen. The customisable design of BORA Pure allows you to add your own personal touches by tailoring the air inlet nozzle to your desired colour scheme. With seven different colours to choose from (greige, sunshine yellow, orange, red, jade green, blue or light grey), you are sure to find one to fit your requirements. And if you ever want to change your kitchen's colour scheme, you can replace the air inlet nozzle with a different-coloured one in the blink of an eye.

A compact size for small kitchens

BORA Pure won't just win you over with its appearance, but with its functionality too. For example, the power level of the cooktop

extractor automatically adjusts to current cooking conditions. Manual adjustment is naturally still possible but no longer a must. This enables you to fully focus on your true passion – preparing delicious meals. Thanks to the optimum airflow and extremely quiet fan, the cooktop extractor works so silently that you can hear every sizzle or hiss – if you're not in the middle of an animated conversation with your guests in the kitchen, that is. What's more, the system is available as an exhaust air or recirculation model and will impress you with its low appliance height of less than 20 centimetres. The integrated filter unit in the recirculation model leaves maximum storage space in the base unit, which is particularly advantageous in smaller kitchens. There is also no need to shorten drawers, as is usually the case with a recirculation system.



bora.com/pure



Augmented reality: enjoy a virtual BORA Pure experience at home.





Simple operation and cleaning

In recirculation mode, odours are neutralised by a highly efficient activated charcoal filter. Even the replacement of the eSwap system has been well thought out: it can be easily removed from the top through the air inlet opening, without having to remove drawers or plinths.

Not only is changing the filter a piece of cake, so too is cleaning the cooktop: the flush-mounted design of the cooktop and extractor prevents dirt from accumulating in joints. The cooktop surface, which blends in with all worktop materials, can be easily wiped clean. Any spilt liquids or food are safely caught by the BORA Pure's removable drip tray.

Highly intuitive state-of-the-art technology

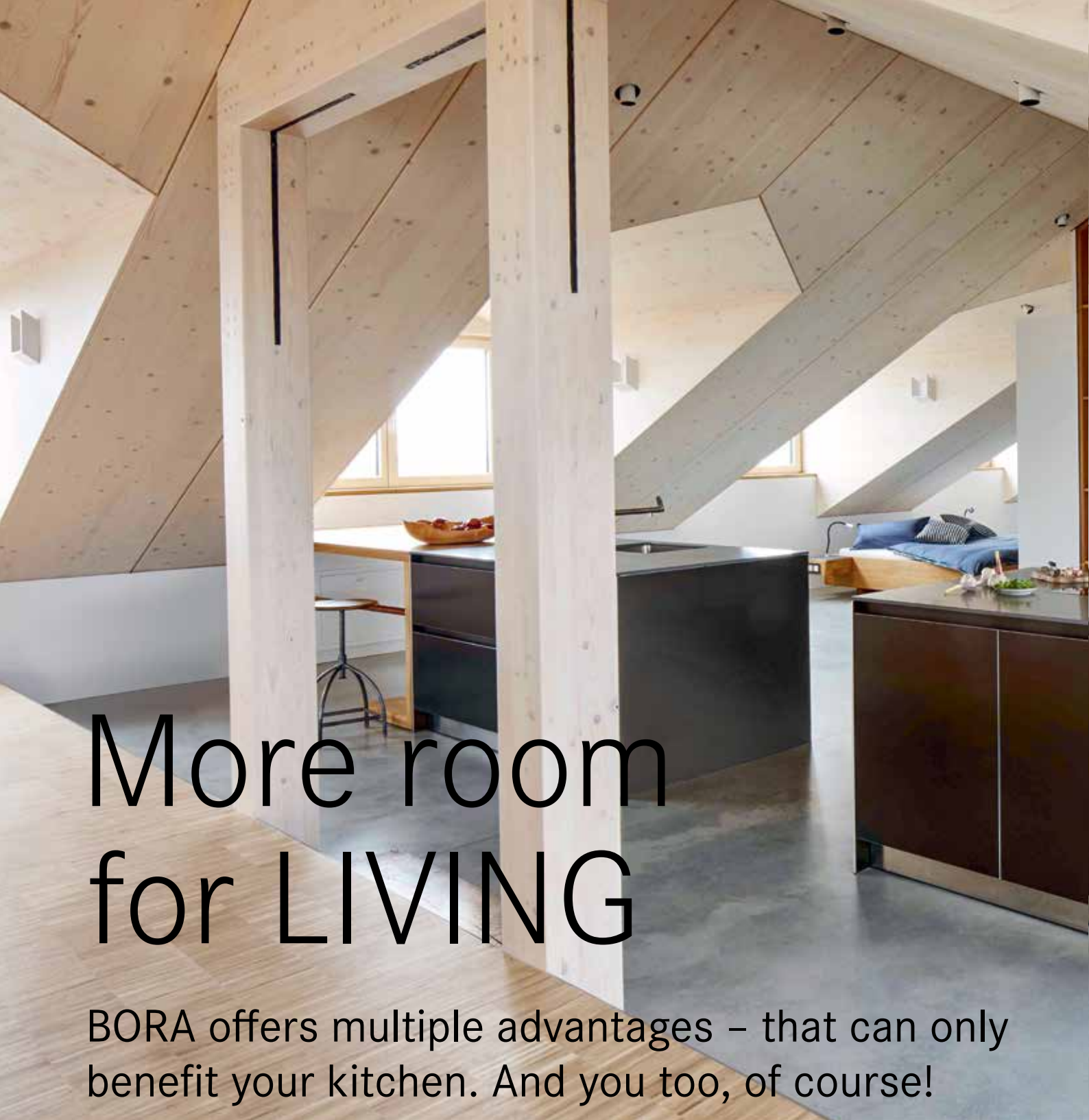
The system is operated using the sControl operating panel with its intuitive vertical touch slider. All key functions are at the user's fingertips whenever they are needed. And thanks to the clever, central positioning of the operating panel, which is virtually invisible in standby mode, no space is wasted on the cooktop. This means that you always have room for four large pots measuring up to 24 centimetres at the same time. These are heated by state-of-the-art induction technology. After cooking, the air inlet nozzle, grease filter and drip tray can be removed in just a few simple steps and cleaned in a dishwasher, where they take up very little space thanks to their compact design.

Above: With BORA Pure, the cooktop and extractor are completely flush-mounted, allowing for discreet, elegant integration into the kitchen.

Left: The activated charcoal filter can be easily replaced from the top through the air inlet opening - without having to remove any drawers or plinths.

Right: New air inlet nozzle colours, such as sunshine yellow and light grey, will be available from 2022.





More room for LIVING

BORA offers multiple advantages – that can only benefit your kitchen. And you too, of course!



Quiet operation

Conventional extractor hoods blast out around 70 decibels (A) directly at head height. BORA, on the other hand, is quieter than frying a steak, even when set to the highest level.



Fresh air

BORA draws off odours and grease particles directly from the cookware, preventing cooking vapours from rising. Grease particles are trapped in the stainless steel grease filter.



Clear view

BORA means freedom from the constraints of the extractor hood. No edges or corners at head height. No stooped stance. No limited field of vision. No steam to block your view or cloud up your glasses.



Simple operation

The system is controlled by turning the knob, tapping or sliding. Simple and intuitive.



Large 4 24 cooking area

Thanks to the compact controls and central position of the extractor, all BORA induction cooking zones always offer plenty of space for cooking. The particularly large surface induction cooking zones make it possible to fully and evenly heat even very large pots and roasters.



Lots of storage space

Thanks to the low appliance height of less than 200 mm and the integrated recirculation filter unit, maximum storage space is preserved in the base unit for pots, pans and other kitchen utensils. There is no need to shorten drawers as is often the case or to forgo storage space because of duct systems in recirculation mode.



Best materials

High-quality materials and excellent functionality join forces to create a premium system. We add touches of style by using pure stainless steel and heavy-metal-free glass ceramic.



Simple cleaning

Cleaning conventional extractor hoods is a laborious task. BORA makes everyday life easier: all movable parts can be removed by hand and cleaned in the dishwasher.



Design freedom

BORA opens up an impressive new range of options for kitchen design: cooking by the window and under sloping ceilings, kitchen islands without annoying extractor hoods... BORA is the epitome of modern kitchen design.



Yes, we CARE

You ask, we answer: the top 10 pieces of advice from BORA Customer Care.



Do BORA products really extract all odours?

All cooking vapours, evaporated grease and associated odours are suctioned away precisely where they arise – at the cooktop. Users can breathe in fresh air, and their clothes and hair remain equally fresh and unaffected by the cooking vapours.

How is the BORA cooktop extractor cleaned?

The grease filter and covers can be removed in a few simple steps and cleaned in a dishwasher.

What should I do if something spills on the ceramic cooktop while I'm cooking?

You should ideally use a damp cloth to wipe up the mess straight away, as limescale and salt are tougher to remove once dried on. If possible, always clean the ceramic cooktop while it is still slightly warm using household products such as baking powder mixed with a little water. Important: never use washing-up liquid or scouring agents. If crusts have already formed, you can start by using a ceramic cooktop scraper. If you have a glass ceramic cooktop, on the other hand, you can also wipe away crusts using glass cleaner or lemon juice, whereas stubborn dirt can be removed using a baking soda and water paste.

What happens if liquid gets into the cooktop extractor?

Don't worry, nothing happens as the cooktop extractor can hold up to 300 ml of liquid depending on the system. Even if a larger amount is spilled by accident, the clear separation between the electronics and the extractor system prevents any risk of damage. BORA Basic and BORA Pure can even hold as much as three litres of liquid. This can simply be wiped up with a cloth and the extractor can be cleaned by removing the housing base.

Where does the extracted air go?

All BORA systems can be set up as exhaust air or recirculation versions. With the former, the fan channels cooking vapours straight outside through the BORA Ecotube duct system and the wall sleeve, removing all vapours and odours from the room. In the case of the recirculation version, the fan directs the cooking vapours into the specially developed recirculation filter, which effectively eliminates odours. The purified air is recirculated into the room via the plinth area.

How often should the filter be changed?

This depends on the BORA product. The activated charcoal filters in the BORA Basic, X Pure and Pure need to be changed after about 150 hours of use, whereas those in the BORA Professional, Classic and Classic 2.0 should be changed after 300 or 600 hours depending on the filter. These recommended intervals should be observed, as once a filter has become saturated it will be unable to bind any more odour molecules.

Does BORA also work with deeper pans?

Even with pan depths of up to 20 cm, cooking vapours are extracted without any difficulty. For pan depths greater than this, we recommend placing the lid at an angle to direct the vapours towards the extractor.

What should you consider when choosing pots and pans?

The material is the decisive factor and all materials have their pros and cons. For example, cast iron pots and pans are extremely durable but it takes a while for them to get really hot and they have poor heat distribution properties. Cookware with an 'encapsulated' or 'sandwiched' base tends to be far more impressive in this regard as it has a greater heat capacity. The downside is that such pots and pans respond slower to temperature changes, i.e. to the heat being turned up or down. Aluminium and stainless steel pots and pans conduct heat particularly quickly but lose a great deal of heat over the sides if not particularly full, plus the heat can be unevenly distributed due to their thin base. And then there's cookware with a pressed base, which is very light, comparatively cheap and has good heat distribution properties. However, it is not particularly durable and does not work on all induction stoves.





What is the difference between an induction and an electric cooker?

An electric cooker has a ceramic cooktop or hob that is heated by special coils, which then heat the pan. The temperature can be set in intervals. In the case of freely adjustable stoves, the heating performance is not constant, but rather fluctuates around the selected base value. With a ceramic induction cooker, an electromagnetic field generates electric eddy currents in the pan, heating it up. The heating performance can be set in finely graduated intervals. When switched on, the energy instantly takes effect on the pan. If the energy supply is switched off, all that remains is the pan's residual heat. This means that an induction cooker works quicker than an electric one with the same level of power.

And what is your ultimate tip?

Our customers can register on our website within the first 24 months of installing a BORA system and extend the standard warranty period from two to three years completely free of charge. You can find the link on the sticker on the cooktop extractor or on the product insert. Once you've registered, we will be able to see all service-related information, enabling us to help you quickly and easily if need be.



Text
ALISSA SELGE
Photos
STEPHANIE FÜSSENICH

Out with the OLD, in with the new



A young family fits out a former chocolate factory with treasured souvenirs from their travels – making every day feel like a holiday!



The leaves of a century-old Himalayan cedar cast a golden glow over the spacious grounds, which are dotted with chestnut and apple trees. Some twenty minutes from the Belgian city of Antwerp, this is where Valerie Verbeeck, founder of the fashion label 'elle & rapha', and her young family have found their very own piece of paradise. "We fell in love with the place the moment we stepped into the garden", says her husband Thomas Mortier. "We immediately felt as if we were on holiday and knew we wanted to live here."

Family and business under one roof

Perhaps they could also sense the extraordinary history of the old villa, which dates back to 1871 and offers plenty of space with its impressive 600 square metres. Half of the building is made up of a large, high room with a wooden-clad ceiling. This part of the property was once a chocolate factory, and the mouth-watering aroma of delicious delicacies is probably still hidden in the walls. In later years, the property was also inhabited by some interesting characters, such as an artist who used the large, light-flooded room as her workshop. She often painted directly onto the walls and the occasional picture can still be found in the house today. "The biggest challenge when

renovating was to preserve the building's unique, period character while incorporating our own conception of aesthetics", explains Thomas. They certainly made a success of this: the rustic fireplace and elegant stucco on the high ceiling bear witness to the building's extraordinary history. Antique furniture from previous owners is juxtaposed with modern objects found by the family on their trips to Marrakesh and Ibiza. The colour scheme of warm earthy shades adds a cosy touch to this unique blend of old and new, not to mention plenty of charm, even though the family moved in less than a year ago. At any rate they have filled the place with plenty of life: their identical twins, Gabrielle and Raphaëlle, recently celebrated their fifth birthday with a bouncy castle in the garden. The youngest family member, Jérôme, is one-and-a-half. "We're here for the long term", declares Valerie happily. It's true that the couple – who went to the same toddler group and fell in love back in their school days – have moved house many times in the past. When Valerie had the twins, she started missing the fulfilment of a job after just three months, but it wasn't until the family was about to go on holiday that she came up with the idea for her own business. She wanted to buy some matching swimwear for her young daughters and her husband but could only find

Above: A garland of balloons from the twins' birthday party remains on the wall for a while as a decorative feature.

Top right: Every corner is cleverly used. The couple placed a free-standing bath under the sloping ceiling in the bedroom.

Bottom left: Tailor-made furniture slots perfectly into the architectural niches and creates storage space.

Bottom right: Even the children's room is decorated with selected pieces, such as this dove mural by Studio Loco.





Above: Behind the walnut sliding door lies the workshop where Valerie and five employees work on her elle & rapha label.

Top right: The easy-to-use and extremely quiet BORA X Pure cooktop extractor system is installed flush in the kitchen island. This is where lunchtime meals are cooked for the whole team.

Bottom right: The villa is just a 20-minute drive from Antwerp. The former chocolate factory was built in 1871.

Further interior design inspiration for homes like that of Valerie and Thomas can be found on Instagram at



@boracookingsystems

items for fathers and sons. As a former model, it stood to reason for Valerie to come up with her own family fashion designs. She visited production sites in Portugal and spent night and day working to set up her company. Thomas helped her at nights and weekends alongside his full-time job as a business developer. Her company, named elle & rapha after her twin girls, really took off – to such an extent that Thomas ended up joining it and the couple started to look for a house which would also give the five-member team enough space to work. Today, the high-ceilinged workshop with its old wooden beams is where the members of this small family business work and package the orders – sometimes with the help of the twins, who love sprinkling glitter into the parcels.

The walnut-panelled kitchen connects the workshop to the rest of the house and thus serves as a link between Valerie and Thomas’ professional and family life. The team joins the family to eat here at lunchtimes. “The kitchen is the heart of our home, so it’s our favourite room”, explains Valerie. They had wanted a BORA X Pure for years. “We first came across the BORA X Pure when we were invited round to our neighbours’ place. We loved the design from the word go and knew that we absolutely had to have one in our own new kitchen!”

40,000 followers on Instagram

As well as installing modern kitchen appliances, the couple was keen to create a cosy seating area. They also wanted plenty of space to cook meals, such as their children’s favourite dish, spaghetti carbonara, for all of their guests. The kitchen is a place for everyone; it may be chaotic at times, but it’s always cosy. Valerie and Thomas also share their family life and glimpses of their home on Instagram ([elle_and_rapha](#)), where they now have over 40,000 followers. In a series of snapshots, they showed how they spent their first night in their new home on Valentine’s Day in 2021, all sleeping together on mattresses because the bottom floor still needed to be painted and the heating hadn’t yet been installed. They also share their little mistakes with their followers, for example the washbasin in the twins’ bathroom that is teeny-tiny because Valerie didn’t check the measurements. “We want to inspire others, but don’t want to put on a perfect front”, explain the couple. When they bought the house, they wanted to make it feel like they were on holiday every day – and they’ve succeeded at this too.



TRADITION meets modernity

Architect Jochen Lendle has built his family a finca with panoramic views in Felanitx on the Spanish island of Majorca.



Text
MARTIN FRAAS

Photos
JOCHEN LENDLE

Right: The most eye-catching feature in the 80-square-metre living room is the coffered ceiling made of exposed concrete. The furniture is from the Italian label Moroso.

Bottom left: Jochen Lendle has integrated the BORA Professional 3.0 cooktop extractor system with a Tepan stainless steel grill into his self-designed kitchen table with slender, 30-cm deep base units.

Bottom right: At 50 square metres, the central patio offers plenty of space and is surrounded on all sides by floor-to-ceiling windows.





German architect Jochen Lendle has lived and worked in Majorca since 1998. He feels a great sense of affiliation with the island, not least because many of his friends are locals and he speaks perfect Spanish and Mallorquin. His network and local insider knowledge also benefit his work. Having already created numerous extraordinary properties in Majorca for both private developers and foreign investors, the 53-year-old recently turned his sights to building a finca in Felanitx for himself and his family.

When architects build something for themselves, you expect the perfect dream home. What makes your finca so special?

From the outside, its simple, rectangular shape makes it look like a contemporary interpretation of the typical architecture of the region. Local building regulations don't give you much freedom in that regard. Even the façade made of local marés sandstone is intentionally in-keeping with traditional structures. But where this property differs is the central, fully glazed patio with its sliding doors and large shading elements in front of the floor-to-ceiling windows. These are designed in the style of 'persianas mallorquinas', wooden shutters attached to a frame to protect the home users from the ever-blazing sun.

Do you have a clear view when the persianas are pushed to the side?

Of course. And not just any view... a 360-degree view of the entire island, which is hard to come by in Majorca. Across multiple lines of sight and the patio, we can not only see the shimmering sea at Es Trenc – for me, the decisive factor in purchasing the plot – but also the Serra de Tramuntana, Galatzó, Puigpunyent and even Cap de Formentor, an impressive 60 kilometres away.

How large is your property?

About 19,000 square metres. In the municipality of Felanitx, all new-build fincas require a minimum 15,000-square-metre plot. The area is wooded and there are wild olive trees. We've also planted 50 new fruit trees. Everything that grows in Majorca: apples, pomegranates, figs, quinces, oranges, clementines, mandarins, limes, lemons and grapefruit.

What do you like best about the Felanitx area?

I love the fact that it's a corner of the island that's still very traditionally Majorcan. I also know the region really well as I lived in nearby Portocolom for 16 years.

You also designed the finca's interior. Is that always the case with your projects as an architect?

I'm usually lucky enough to be allowed to do everything. After all, you ideally don't just design the layout and building envelope but the entire house: the furniture, the interior design elements and even the garden. I love doing so and the developer benefits from a coherent concept.

The finca's lighting is also very interesting.

You sometimes go to restaurants where the lighting consists of three neon strips on the ceiling. That takes some getting used to for us Germans as we prefer the light to be somewhat softer. We find it cosier that way. Our finca is largely illuminated by floor uplighters, which creates a very unique atmosphere. We've also incorporated coloured foil into all of the glass parapets. The colour of these changes depending how the light hits them, creating fascinating lighting effects throughout the building.

You opted for a BORA steam extraction system for the kitchen.

I'd installed BORA products for several customers. These were the first systems on the market to consistently extract cooking vapours downwards – a huge asset to the world of kitchen design. When BORA Professional was launched, I thought: I like that! After all, the ceiling in our finca is 3.40 metres high, so an extractor hood hanging from it would simply look daft. Instead, I designed a table as a cooking island, where I use BORA Professional to directly draw away any vapours.

Is the kitchen an important room for your family?

It's the central room. My wife Johanna and I both love to cook. I'm often the one who's allowed to do so when we've got guests, but Johanna is definitely the more talented of the two of us.



Jochen Lendle comes from Limburgerhof in Rhineland-Palatinate. He studied architecture in Kaiserslautern and at the renowned ETSA in Barcelona. In his work as an architect, Lendle has often benefited from the design freedom gained by dispensing with bulky extractor hoods – and now he has designed his very own home with a BORA cooktop extractor system too.

Above the CLOUDS ...

Members of the internationally successful BORA – hansgrohe cycling team reveal their lighter side in a new video.

Text
MARTIN FRAAS

Photos
ALEXANDER ERHOLD/EVCOM, VALENTIN RAPP,
RED BULL SKYDIVE TEAM





The epitome of joy: Felix Großschartner (front left) and Anton Palzer (front right) just before their skydive.

“Felix has arranged to have an indoor barbecue at Patrick’s but has gone out on his bike. He’s got the steaks but misjudged his timings, so he requests some help from Toni, who is visiting his mates on the Red Bull Skydive Team. Felix sees the suggested flight as his saving grace – not realising that he’ll need to do a tandem skydive to return to solid ground. Felix and Toni arrive at Patrick’s place at the same time. Patrick throws the steaks straight onto the Tepan and the barbecue is saved.”

This is the summarised plot of an original new BORA campaign video shot with the support of Red Bull. One of the central backdrops is the sports airfield in the small municipality of Niederöblarn in Styria. Not only is the scenery breathtakingly stunning, the three professional cyclists Anton ‘Toni’ Palzer, Felix Großschartner and Patrick Gamper also cut an impressive figure as actors. The fun video is also a great way to present the lighter side of Toni Palzer, who joined the BORA – hansgrohe team in April 2021 in one of the most unusual transfers in the world of cycling in recent years. After all, his journey to

become a professional cyclist involved an entire career change. For twelve years, Toni Palzer was regarded as one of the world’s leading ski mountaineers. He also made a name for himself as a mountain runner and set a new record of 2:47 hours for the Watzmann crossing in 2020. As a mountain athlete, Palzer already did some of his training on a road bike, but always saw the career transition as a pipe dream. Despite this, BORA – hansgrohe had already had the talented athlete in its sights for a long time. Team manager Ralph Denk even invited him to a taster training camp several years ago, but Toni missed the Instagram message. It was his coach Helmut Dollinger, who also looks after BORA – hansgrohe athletes, who put them back in touch. And so, an idea became a reality. Toni learned an incredible amount in his first season and even got the chance to compete in a three-week tour: the Vuelta a España. It will be exciting to see just how much more he can achieve thanks to his professionalism and discipline, not to mention his positive attitude to life. A happy ending is guaranteed.

“For a long time, becoming a professional cyclist was merely a pipe dream.”

ANTON PALZER

A member of the BORA – hansgrohe team since April 2021



When the opportunity came for a couple of the BORA – hansgrohe pros to take on a skydive from lofty heights when filming the BORA campaign video in cooperation with the Red Bull Skydive Team, it didn't take long for Felix Großschartner and Anton Palzer to agree. Their instant reaction: "That sounds amazing!"



Risk and speed are their daily bread. What's more, as a lateral newcomer to the world of pro cycling, Anton 'Toni' Palzer, who was still a ski mountaineer until April 2021, doesn't shy away from changing disciplines. Despite this, both Toni and Felix found the tandem skydive equally exhilarating.



The BORA – hansgrohe campaign video in full.

Follow the BORA – hansgrohe cycling team on Instagram



@borahansgrohe

Secure a special deal: an extra year's warranty on us.

Extend your warranty

Enter the registration code for your BORA appliance to extend the warranty by an extra year free of charge.



bora.com/registration

| | | |
|--|--|---|
| | | FD 1609088001 Made in Austria |
| Model: PLUXU E-Nr.: 000526-107 Type: Pluo | | Ihr persönlicher Registrierungscode Your personal registration code |
| 380 - 410 V 2N~ 380 - 410 V 2N~ 220 - 240 V 1N~ 50 - 60 Hz 7002 W | | <div style="border: 1px solid black; padding: 5px; display: inline-block;"> 25D6D22C65 </div> |
| <small>BORA Vertriebs GmbH & Co KG, Innstraße 1, 6342 Niederndorf, Austria</small> | | |

The registration code can be found on your appliance and on the label on the operating instructions.

Please note the current warranty conditions: mybora.com/warranty2plus1

Imprint

Publisher

BORA Vertriebs GmbH & Co KG
 Innstraße 1
 A-6342 Niederndorf, Austria
 T +43 (0) 53 73 6 22 50 - 0
 F +43 (0) 53 73 6 22 50 - 90
 mail@bora.com, bora.com

Managing Director: Willi Bruckbauer
 Tax number: 166/4115
 VAT number: ATU67323933
 Commercial register number: FN 381333i
 Responsible for content: Willi Bruckbauer

Contact

bora.com

Copyright

All rights reserved. Articles may only be reprinted with the written consent of BORA Vertriebs GmbH & Co KG and with precise reference to the source. We reserve the right to make technical changes to the product designs. Colour discrepancies may occur due to the printing process.

Editing & implementation

Storyboard GmbH, Munich
 Design: Ellen Fischer, Claudia Homer
 Photo Editor: Elina Gathof

Text

Martin Arnold, Sandra Djajadisastra, Martin Fraas, Birgit Höss, Alissa Selge

Proofreading

Lektorat Süd, Munich

BORA product photos & renderings

Hunger & Simmeth GmbH, Raumflug studio, Auracher Popp GbR

Production

F&W Perfect Image GmbH, Rosenheim

Print

F&W Druck- und Mediencenter GmbH, Kienberg



Photo: BORA - hansgrohe / Bettiniphoto

BORA retail partners are highly trained specialists who will answer your questions with the utmost competence. Please do not hesitate to contact:



Sales | Service | Showroom
100 Victoria Road
Drummoyne Sydney NSW 2047

Tel. +61 2 9719 2350
support@boraapac.com.au
www.bora.com/au